


COUNTERTOP ESTIMATOR DRAWING GUIDE

Use this worksheet to complete a preliminary measurement of your countertops and obtain an estimate of your project. The price of your countertop will vary depending on the surface type, color group, edge profile and design options. Your precise cost will be calculated once an authorized professional completes a template in your home and compiles a final list of project options that you have selected. **Bring this worksheet to Golden Dragon Stones to review your project with a Kitchen Designer.**

Customer Name: _____ **Phone:** _____

Step 1. Draw a representation of your countertops in the grid below.

Step 2. Section your drawing into simple rectangles and squares, labeling them as A, B, C, etc. Be sure to include any islands, bar tops, peninsulas and backsplashes as separate sections.



COUNTERTOP ESTIMATOR DRAWING GUIDE

Step 3. Compute Countertop Square Footage.

- Measure each countertop section and record the length and depth dimensions of the sections (*enter inches, in whole numbers*).
- Compute the area of each section.
- Add all the sections (A-H) together to calculate the total square inches.
- Divide the total square inches by 144 to get the total square feet.

	Length		Depth		Area
A	_____	x	_____	=	_____
B	_____	x	_____	=	_____
C	_____	x	_____	=	_____
D	_____	x	_____	=	_____
E	_____	x	_____	=	_____
F	_____	x	_____	=	_____
G	_____	x	_____	=	_____
H	_____	x	_____	=	_____
Total Square Inches					_____
Divide By					144
Total Square Feet					_____

Step 4. Compute Backsplash Square Footage.

- Measure each countertop section and record the length and height dimensions of the sections (*enter inches, in whole numbers*).
- Compute the area of each section.
- Add all the sections (A-H) together to calculate the total square inches.
- Divide the total square inches by 144 to get the total square feet.

	Length		Height		Area
A	_____	x	_____	=	_____
B	_____	x	_____	=	_____
C	_____	x	_____	=	_____
D	_____	x	_____	=	_____
E	_____	x	_____	=	_____
F	_____	x	_____	=	_____
G	_____	x	_____	=	_____
H	_____	x	_____	=	_____
Total Square Inches					_____
Divide By					144
Total Square Feet					_____

Step 5. Compute Linear Footage.

- Measure each countertop edge length and record the length (*enter inches, in whole numbers*).
- Add all the sections (A-H) together to calculate the total linear inches.
- Divide the total linear inches by 12 to get the total linear feet.

	Length	
A	_____	
B	_____	
C	_____	
D	_____	
E	_____	
F	_____	
G	_____	
H	_____	
Total Linear Inches		_____
Divide By		12
Total Linear Feet		_____

The Golden Dragon Stones includes the following in the Basic Price of a Countertop:

- In-home inspection to verify the layout, measurements, special installation requirements
- Delivery and normal installation of the countertop
- Drilling of up to 4 faucet holes
- Cutout for one sink or cooktop (*unpolished top mount*)

Project Options:

(Available at an Additional Cost)

- Radius Corners / End larger than 3/4"
- Additional sink / cooktop cutouts
- Additional faucet holes
- Outlet cutouts
- Integral bowl or undermount sinks
- Removal of existing countertops and haul away
- Other options that your designer will review with you

Installation You Can Trust.

✓ **Reliable**

On time, courteous, respectful Service Providers working for you.

✓ **Quality Work**

Expect licensed* and insured professionals who will get the job done right the first time.

✓ **Guaranteed**

All services are guaranteed.** Golden Dragon Stones will stand behind the service you receive.

✓ **Financing**

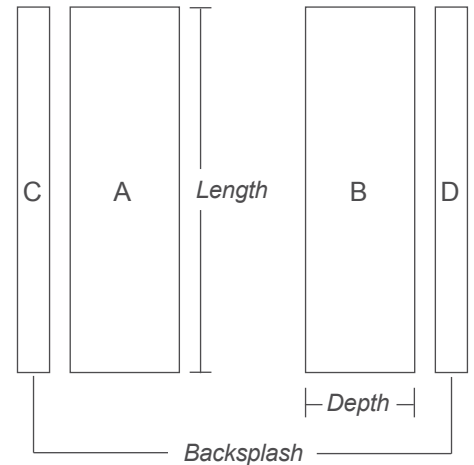
We offer several convenient, attractive financing options and will find the right one for you.***

* As required. ** Terms of guarantee may vary by service. See store for details.

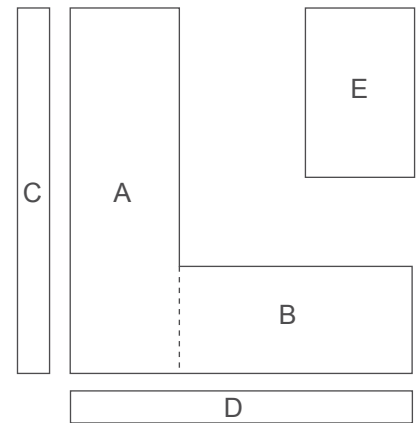
*** Where available. Subject to credit approval.

Sample Kitchen Configurations

Galley



L-Shape



U-Shape

